



BRUSHLESS TRUCK WASH DETERGENT

BRUSHLESS VEHICLE CLEANER

Removes Road Film Without Brushing—Saves Time and Labor

Contains Corrosion Inhibitors—Prevents Flash Rusting

Solvent Free—No Gagging Fumes

Professional Recommendations


- Use the three-step method, which is effective for all applications
- Avoid cleaning hot vehicles. Cleaning solutions tend to dry fast and leave streaky residues. Park vehicle in shade if possible to cool before cleaning

Specifications


Appearance.....	Clear liquid
Odor.....	Mild, characteristic
Density (lbs/gal)(±0.1 @20°C).....	8.65
pH (Conc.)(±0.5@20°C).....	12.7
Refractive index (±.0020@20°C).....	1.3438
Hard water tolerance (as ppm CaCO3):.....	>12000 ppm
Solvent %.....	None
Flashpoint (TCC).....	None
USDA rating.....	A-1
Foam generation.....	Moderate
Stability (40°-120°F).....	Stable
Freeze/thaw stability.....	OK, 3 cycles
Shelf life (closed containers, 40°-120°F).....	1 year minimum

Equipment List


- ✓ 1000 psi or greater pressure washer



Divide vehicle into workable sections. Apply cleaning solution from the bottom up. Allow to work for a few minutes. DO NOT ALLOW TO DRY.



Adjust pressure washer to deliver water only. Apply high-pressure water to clean vehicle from bottom up.



Rinse vehicle thoroughly from the top down. Overlap cleaning areas to prevent missed areas. Repeat for entire vehicle.

Clean only cool vehicles; hot vehicles may streak. Set dilution control on pressure washer or manually dilute **Brushless Truck Wash Detergent** 25:1 for removing heavy soil (5 oz. per gallon), or 40:1 for normal soil (3 oz. per gallon).

Available In Sizes

Quart	AC00745
5 Gallons	AC00738
55 Gallons	AC00746

Wear safety equipment recommended on MSDS and read all directions and cautions prior to beginning work.

